



KQED Radio - How to tune in live



Radio

Tune-in to KQED at 88.5 FM



Computer

1) From your desktop, click on a web browser like Google Chrome, Firefox or Safari.

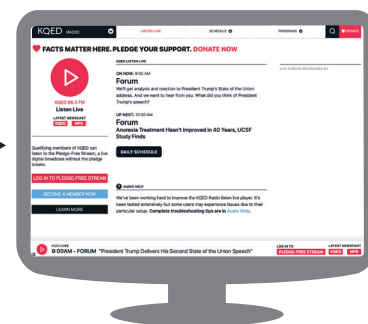


2) Type **www.kqed.org** into search browser or search for KQED on Google or any search engine.



3) On the KQED homepage, click on the red play button at the bottom left-hand side of the page. The radio will start playing.

You can also click on the letters "Listen Live" near the top of the home page.



4) On the next page, you'll see a red play button. Click on the red play button to start listening.

KQED

xfinity

KQED Radio - How to tune in live




Apple - iPhone/iPad

- 1) On your phone or ipad, click on the app Store
- 2) Search for "KQED" and download the free app
- 3) Once app is done downloading, open from your home screen.
- 4) Once the app opens, click on the play button to listen to the live stream.



KQED

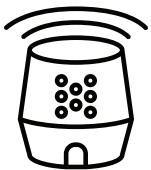


Android phone and tablets

- 1) On your phone or tablet, go to the Google Play store
- 2) Search for "KQED" and download the free app
- 3) Once app is done downloading, open from your home screen.
- 4) One the app opens, Click on the play button. KQED will start playing live.



KQED



Smart Speakers

- 1) Google Home - To listen to KQED, just say "Hey Google, play KQED."
- 2) Alexa - To listen to KQED just say "Hey Alexa, Play KQED."
- 3) Apple Home Pod - To Listen to KQED just say "Hey Siri, play KQED."

KQED

© 2019 Comcast. All rights reserved.

xfinity